

At-Home Learning Assignments for April 6 - April 17, 2020

FINE ARTS

Teacher: Mrs. Diane Lohr

Email: dlohr@rsd.k12.pa.us

Phone: (412)828-1800 x 1071

All projects can be turned in to me for grading by uploading photos of work directly onto each class' Microsoft Team page under the Class Notebook tab where it says Art Gallery or attaching it to a conversation in Teams. Be sure to sign your artwork. These pictures can be seen by all classmates and will be a great way for us to share what we have been creating. If you prefer to keep your creations private, you can email them directly to me or attach them in a chat in Teams. If you wish to not have your pictures shared/posted to the Gallery, please let me know.

I will be available for help, questions, etc. Monday through Friday from 8am – 3pm by way of email or voicemail or Teams. If you call, please be sure to leave a phone number where you can be reached because the voicemail system does not always show the number from which you are calling.

At Home Learning Weeks of April 6-8 (MTW) and April 15-17 (WHF)

Junior High School Art Courses:

7th grade 4th Rotation
8th grade 4th Rotation

Happy Spring Break!

Due Date for Both:
Friday, April 17 at 3pm

RECIPES IN ART START WITH THE ELEMENTS- LINE :

Step 1- Using pencil or markers, draw a series of lines that are parallel to each other and change directions multiple times.

(Check Teams page for Buncee and project samples!)

Step 2- Fill an entire page with your design.


Step 3- Using pencil or markers, draw a series of lines that are expressive...lines should vary in look, thickness, length, etc.

(Check Teams page for Buncee and project samples!)

Step 4- Fill an entire page at least 8.5 x 11" with your design.

** The designs and patterns your lines create may be organic (nature inspired) or geometric (math inspired)**

Looking for inspiration..... Search Zentangles or Optical Illusion Art

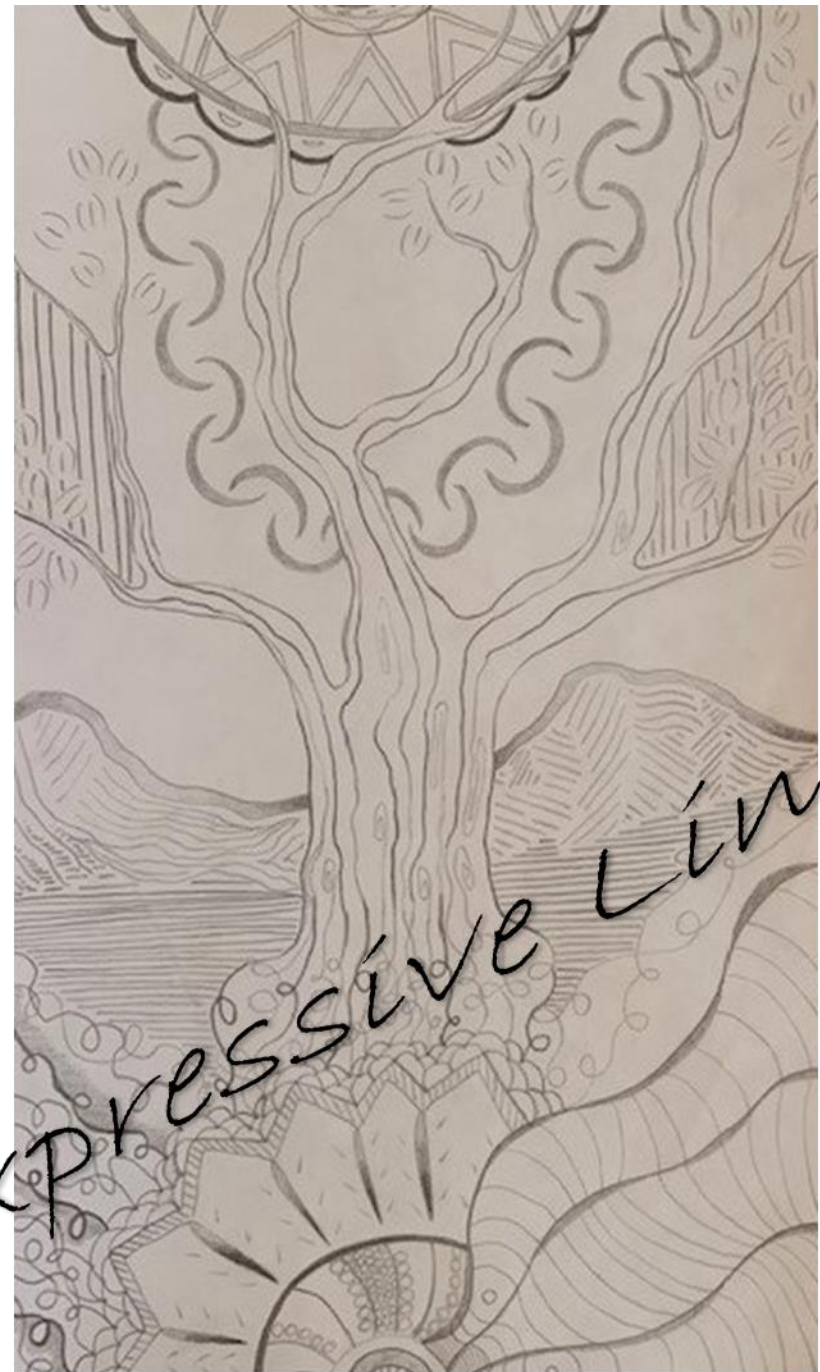


Directional Lines 



JHS
Project
Samples
Weeks
2 & 3

EXPRESSIVE LINES



At-Home Learning Assignments for March 30 - April 17, 2020

High School Art Courses:

Introduction to Art

Intermediate Art

Advanced Art

Portfolio Prep/AP Art

*Please complete (pick one): A. 5 drawings in full detail and shading
B. 2 projects using a media other than pencil
C. 2 drawings and 1 project.

*Refer to the Image Inspiration list or Carnegie Museum of Art (cmoa.org) or The Warhol (Warhol.org) for inspiration.


There are also many museums you can tour online. Visit

<https://nam11.safelinks.protection.outlook.com/?url=https%3A%2F%2Fwww.travelandleisure.com%2Fattractions%2Fmuseums-galleries%2Fmuseums-with-virtual-tours&data=02%7C01%7Cdlshr%40rsd.k12.pa.us%7C57887af448a2494a6cf108d7c77c778b%7Cfc9aa0a00dfb47a5a15cc33fc2eea016%7C1%7C0%7C637197209724095596&sdata=Pwxm7zp89TpwJFp5ljk%2FyLDcTiP20z5CJfZBakxbymg%3D&reserved=0>

*For projects, any style of work is acceptable: realism, abstract or non-objective. It is also your choice of media. Want to make a collage? No glue, no problem.... Add some flour to water to create paste...more flour for paper mache, less flour for thin glue like Elmer's but be careful, it does NOT dry clear.

*There are also many unconventional surfaces that you can create on/with. They include but are not limited to: cardboard (put those Amazon boxes to good use); newspaper; pages from magazines, books and dictionaries; maps; and sheet music. Of course, good old printer paper is also acceptable.

****ALL drawings and/or projects are DUE on or before 3pm on Friday, April 17th, 2020****



DUE DATE
CHANGED!
Happy Easter!